



For Earth, For Life
Kubota

SD

KUBOTA PNEUMATIC SEED DRILLS
SD1000 - SD3001MP
SH1150 / SH1650

Seed drills with working widths from 2.5 to 4.5m



QUALITY WITH A LONG TRADITION!



Maximize Your Profit

The greatest challenge facing agricultural producers today is how to produce food in constant quantities, at the lowest possible price, but at a consistent high quality. Today's farmer's face many demands. If farmers are to survive in the market despite fluctuating demand, rising costs, an often uncertain situation

and unpredictable weather conditions, two things are essential: careful planning and reliable technology.

Offering pioneering technology, Kubota is continually setting new standards in agricultural technology – to help maximise your profits! Perfect seeding is the first step to high yields. Mistakes made

at this early stage are difficult to correct, poor seeding can reduce your yields even before the crop emerges from the soil. The pneumatic seeding technology of Kubota meets these challenges and guarantees a tailor made precise seeding operation for a great variety of crops with optimum seed distribution and seed placement.

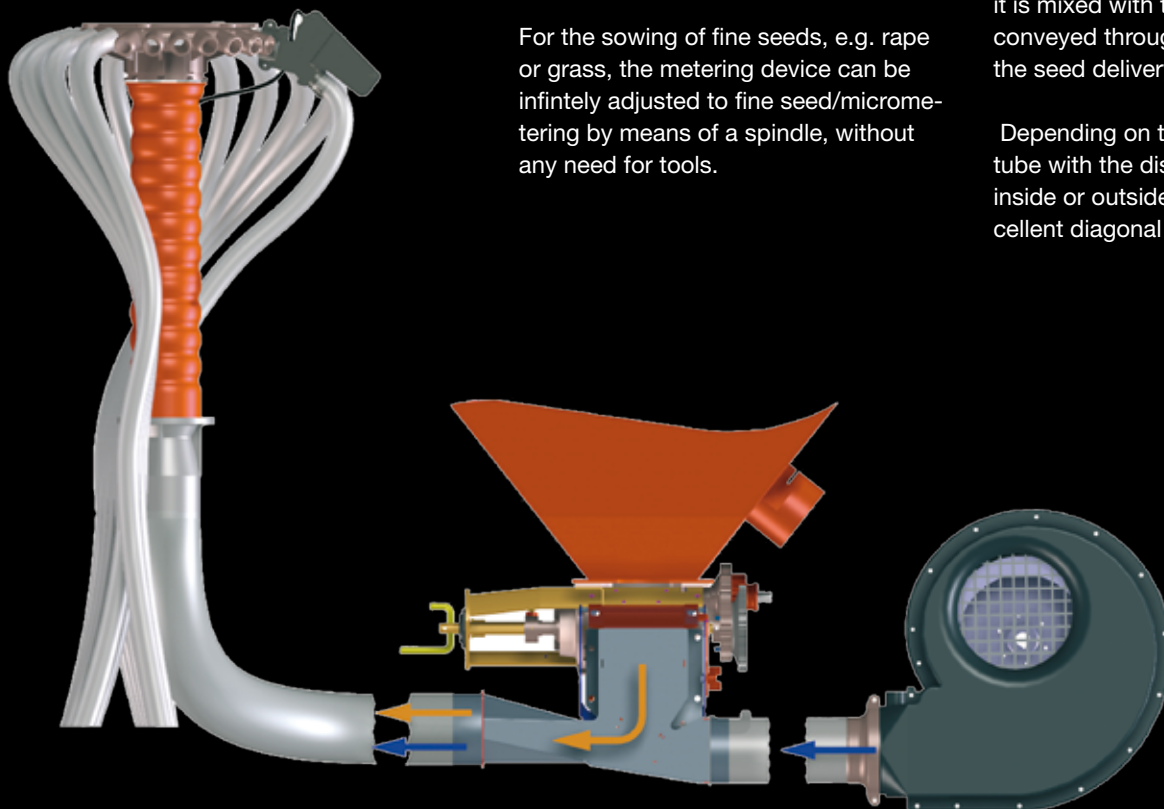
THE METERING AND DISTRIBUTION SYSTEM IN DETAIL

The central metering device accurately measures any desired volume of seed from 2 kg per hectare to 380 kg per hectare.

For the sowing of fine seeds, e.g. rape or grass, the metering device can be infinitely adjusted to fine seed/micro-metering by means of a spindle, without any need for tools.

The central, totally enclosed cell wheel of the metering device accurately measures the required volume of seed and discharges it into the venturi cone where it is mixed with the air stream and then conveyed through the diffuser tube and the seed delivery hoses to the coulters.

Depending on the model, the diffuser tube with the distributor is either located inside or outside the hopper for an excellent diagonal distribution either way.



Setting for normal seed



Setting for fine seeds, with rotary brush



Exact calibration

Calibration has never been so simple: with easy adjustment of the metering system as well as the basic equipment for the weighing (calibration tray, bag, scale), quick and comfortable calibration ensures optimum control! New electric metering device ELDOS on SD2001MP and SD3001MP.

Half-width shut-off

The distribution head of the machine can be easily shut-off for half of the working width. Simply loosen the wing bolts, slide down the shut-off plate and change to micro metering, no opening of the distributor head and no exchanging of the cover is required. Retro-fitting is possible by exchanging the distribution head plate.



COULTER CX-II: SHALLOW



Cost efficient and accurate

The newly developed CX-II disc coulters combine the advantages of the former CX coulters with the latest research results and customer feedback.

The new CX-II coulters are precise, and very easy to set up. They guarantee smooth running and require less power to pull. The shallower cutting angle of the steel disc requires less coulters pressure to reach a constant seeding depth of up to 6cm. Smooth operation is ensured when working at high working speeds and large quantities of plant residues on the soil surface. The coulters staggering of 445mm guarantees maximum clearance and helps prevent blockages. The standard press wheels ensure an optimum seed/soil contact in all conditions.

The CX-II disc coulters are available for the following Kubota seed drills: SD2000M, SD2001MP, SD3001MP and SH1150 resp. SH1650 range.



CX-II disc coulters



CX-disc coulters



CX-disc coulters with narrow press wheel (26mm)




CX-disc coulters with wide press wheel (65mm)



Suffolk coulters

- PRECISE - EFFICIENT



The CX-disc couler ensures exact seed placement under both wet and dry conditions. Due to the combination of convex steel disc and flexible plastic disc, there is no need for independent scrapers saving the costs for expensive wearing parts.

The convex steel disc forms a clean and clear furrow with light recompaction. The narrow profile allows higher working speed and the convex form of the disc ensures good depth control.

The flexible plastic disc keeps the furrow open for exact seed placement. It cleans the steel disc and helps prevent sticking and blocking.

After the field has been prepared using a power harrow or tine cultivator, the 325mm diameter steel disc draws a narrow furrow. The flat profile disc has a cutting angle of only 5,4° which makes the couler very easy to pull, thus reducing the power requirement.

The need for a constant pressure to ensure an optimum penetration of the couler can be achieved by a preloaded spring which is located on the the couler arm. A couler pressure up to 35kg is possible. Thanks to the combination of steel disc and flexible plastic disc, there is no need for independent scrapers,

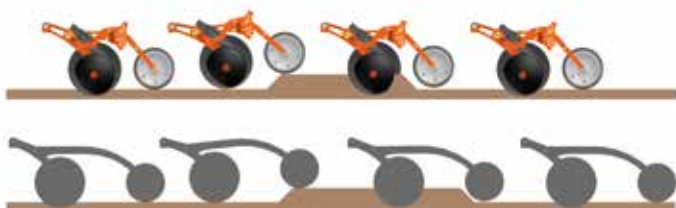
thus saving costs for expensive wearing parts. In addition the couler is completely maintenance free!

The press wheels ensure optimum couler-soil contact. The depth adjustment, carried out without using any tools. For level, even ground it can be set in the rigid position, in cloddy or stony conditions it is set in the flexible position to ensure smooth running, finally in extreme wet conditions the press wheel can be lifted out of work completely. On slightly sticky soils an optional scraper is recommended.

Narrow and wide press wheels are available for special seeding conditions. These press wheels can be fully lifted in case of changing weather conditions.

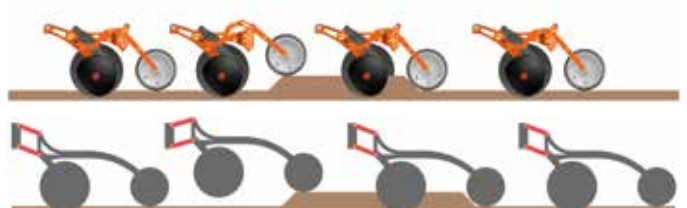
The Suffolk couler of Kubota is especially suitable for sowing after the plough and offers couler distances between 9.4 and 15cm. The couler tip of special cast can be exchanged when worn.

CX-II disc with rigid press wheel setting



The seeding depth is affected twice when facing obstacles in the field, the greater the distance between the couler and the press wheel the more influence it has on seed depth accuracy. The close coupling of the CX-II reduces this effect.

CX-II disc with flexible press wheel setting



The seeding depth is only affected once when facing obstacles in the field compared to the rigid position the couler is more free to follow the ground contours.

THE COMPACT ONE

KUBOTA SD1000 SERIES



The SD1000 Series is the ideal machine for small and medium-sized farms and combines a compact, light design with the proven Kubota quality. Working widths from 3.0 to 4.5m are available. The power requirement is from as little as 55 kW due to the close centre of gravity.

The wheels of the SD1000 Series, whether fitted with standard or floatation tyres, run in the track ensuring constant ground contact. They can be easily adjusted to suit any track width from 1.65 to 2.10m.

The hopper of the SD1000 Series has a low filling height and offers a capacity of 750 litres which can be extended to 1000 litres. For the electronic control of the Kubota SD1000 Series, the FGS, Signus and ESA are optional available.



SD1300 3.0m in road transport position



Compact construction for minimum lifting requirement



Excellent overview from tractor cab



Central position of the metering device with easy access under the hopper.

THE CLASSIC PNEUMATIC SEED DRILL

KUBOTA SD1000M SERIES

Lightweight cultivator-mounted seed drill for power harrows, rotary tillers and tine cultivators (working widths: 2.5 and 3.0m).

The Kubota SD1000M series is the top-selling pneumatic seed drill for all implement combinations. The easy handling and sturdy yet lightweight design of this professional starter model makes it an attractive option.

Thanks to the favourable position of its centre of gravity and its light weight, the Kubota SD1000M series can even be used by smaller tractors with low lifting power. It can be used solo and as a cultivator-mounted model in combination with a wide variety of tillage implements.

The metering system is mechanically driven via the spiked landwheel. The metering device is centrally positioned and easily accessible under the hopper. The 750 litre hopper is fitted with a UV-protective, weatherproof cover. The distribution head is mounted inside the seed hopper. Optional access steps make the seed hopper safely accessible for manual filling. The standard machine is equipped with a 1000 rpm V-belt drive or can also be supplied with a hydraulic drive.



Adjustment of the metering device requires no tools



Loading step for safe and secure hopper filling



Exact continuation from one tramline to the next is ensured by the use of hydraulically folding track markers.

MORE THAN JUST A DRILL!

KUBOTA SD2000M SERIES



The Kubota SD2000M Series is the heavyduty version of the SD1000M. Available in working widths of 3.00, 3.50 and 4.00m it is a highperformance machine for large farms and estates.

Due to the large hopper volume of 1050 litres set-up times are reduced and the performance increased. It is easily accessible via the wide loading steps. The seeds as well as the distribution head located inside the hopper are well protected against dust and humidity by

the steel cover. The robust cover can be opened completely to allow a hopper filling with front loader, big bags or filling auger.

Thanks to the universal coupling triangle the SD2000M Series can be mounted on existing Kubota power harrows as well as on other soil preparation tools. Hydraulic coulters bar lifting is available optionally. The mechanical coulters pressure adjustment is standard equipment, while the hydraulic version is optional.

The reinforced, hydraulic folding marker arms are overload protected and ensure precise continuation from one pass to the next even under difficult conditions.

The integrated brake stops the landwheel and by this the drive of the metering device as soon as the machine is lifted off the ground, e.g. on headlands. This prevents over seeding. The compact construction of the SD2000M Series close to the tractor reduces the power requirement of the machine.



Universal coupling triangle



Overload protection of the marker arm



Landwheel with integrated brake to prevent overseeding, e.g. on headlands




Comfortable emptying of the hopper



Depending on the soil conditions the pressure and angle of the following harrows can be adjusted manually.

ELDOS - NEW METERING DEVICE

KUBOTA SD2001MP & SD3001MP SERIES



Rotor 1 for high rate cereals

Rotor 2 for grass or similar

Rotor 3 for rape and small seeds

Rotor 4 for low rate cereals

Rotor 5 (option) for maize, sunflowers and greening seeds

- | | |
|---|---|
| 1. Device end cover removed with the need of any tools | 7. Different rotors for different seeds |
| 2. Fully integrated electric drive | 8. Antistatic housing |
| 3. Calibration flap sensor | 9. Removable flap for heavy seeds no tools required to dismount |
| 4. Remote control for calibration start/stop/break | 10. Fixed drive system no need to adjust |
| 5. Software to control the system | 11. Central arm for calibration test flap |
| 6. Rotor recognition plate, avoids wrong rotors selection | 12. Venturi suction bypass valve |

ELDOS

The new ELDOS metering device, is electrically driven and is fully ISOBUS compatible in the e-com version. Auto on/off using GEOcontrol and a GPS signal is possible which avoids double seeding on the headland. Special sensors ensure perfect functionality all monitored from the tractor cab. The calibration test is very simple due to the on-screen guidance for all seed settings. The operator simply enters the desired values into the terminal, no gears have to be adjusted, just press one button to start calibration and that's it. A remote control allows the calibration process to be carried out directly at the metering device, the calibration is done automatically. Four seed rotors are delivered as standard for fine medium and large seeds or fertiliser. If the operator selects the wrong rotor by mistake, the system recognises this and gives a warning. It is completely self-controlled and fail-safe. The exchange of the rotors is carried out quickly and easily without the need of any tools. Application rates from 1 to 400 kg/ha are possible (depending on working width and seeding speed). An additional rotor no. 5 for maize, sunflowers and greening seeds is optional available.



Focus 3 is the terminal of the e-bas system to control all functions of the seed drill. It is not ISOBUS compatible.

Electronic controls

Two machine control systems are available for the SD2001MP & SD3001MP:

Option No. 1 is the e-bas system which includes the basic electronics to run and monitor the machine functions via the Focus 3 terminal. The e-bas system controls the ELDOS metering device, tramlining, the hectare count and fan speed control.

Option No. 2 is the e-com system which offers even more options required by the professional farmer. With the e-com system the seed drills are fully ISOBUS compatible and ready for plug & play!

Using an industry standard plug, the machine is connected directly to the ISOBUS terminal of an ISO compliant tractor (DIN-ISO 11873). All machine information and control functions are shown on the tractor virtual terminal, no additional monitor is necessary. Auto on/off function using GEOcontrol and a GPS signal is possible which avoids double seeding on the headland. If the tractor is not equipped with an ISOBUS compatible system, the SD2001MP or SD3001MP can be controlled by the Kubota own IsoMatch Tellus GO or IsoMatch Tellus terminals.

CLEVER AND COMPACT

KUBOTA SD2001MP & SD3001MP SERIES



The sowing depth can be adjusted toolless by spacers which are located at the two outer hydraulic cylinders. The operator can see the coupler pressure setting on the scale which is easily visible from the tractor cab.



An electronic low level sensor, adjustable from outside the hopper, monitors a range of seeds from small quantities of rape to bigger seeds and larger quantities. A showing glass gives the operator a constant overview on the level in the hopper.



Always the right speed! A radar speed sensor records the speed in order to maintain the relevant distribution rate at the correct time.



The integrated solution for flexible seeding applications

The Kubota SE2001MP and SD3001MP are part of a fully integrated power harrow/seed drill combination. Despite the integrated concept, the coulter bar can be coupled or uncoupled quickly (Euro-Connection), allowing the power harrow also to be used solo.

The seed hopper is mounted directly on the three-point linkage of the Kubota power harrows (models PH2001 and PH3000) for a positive centre of gravity reducing the requirement of lifting power. The distribution head is mounted directly on the coulter bar, allowing the hopper capacity to be increased to up to 2000 litres with use of an optional hopper extension.

The sowing depth can be adjusted centrally by spacers at the two hydraulic cylinder without any tools. Via the hydraulic cylinder also the complete coulter bar can be lifted e.g. for the preparation of the headlands. The quadruple joint of the coulter bar ensures a constant seed application by the short and long coulters at any sowing depth. The parallelogram of the power harrow guarantees an independent adjustment of the tine depth without any impact to the sowing depth. The SD2001MP and SD3001MP can be equipped with the CX-II coulter at a row distance of 12.5 cm. The hinged hopper cover can be

fully opened for easy filling with a front-loader, Big Bags or a filling auger. The loading platform between hopper and distribution head ensures safe access for filling and maintenance purposes. Working lights fitted inside and on the outside of the hopper allow safe use even in darkness.

The metering device ELDOS is mounted on the left side of the machine. This patented hopper design from Kubota allows safe and easy access to the seed drill for calibration. The basic equipment for weighing (collection pan and scale) is supplied as standard with the Kubota seed drills.



The heavy modules (hopper and power harrow) are positioned directly behind the tractor. This arrangement optimises the position of the centre of gravity, meaning less lifting power is required, and ensures the manoeuvrability of the tractor. Road lights are fitted as standard, ensuring safe road transport at any time of the day or night.



A parallelogram and a quadruple joint of the seed drills ensure the optimum adjustment of the power harrow and coulter bar for a precise seed application. Important: the adjustment of the power harrow has thus no impact on the coulter bar resp. on the seed depth.

Euro-Connection

Flexibility is key: the coulterbar can be easily coupled and uncoupled with a coupling hook similar to the front loader coupling. Track markers are attached to the power harrow, therefore, the power harrow is ready for solo operation within short time.

The SD2001MP and SD3001MP are exclusively designed to be combined with Kubota power harrows (PH2001 and PH3000). The power harrows need to be equipped with the "Euro-Connection" coupling system.



VERSATILE AND YET COMPACT

KUBOTA SH1150 SERIES



The modular structure of the Kubota SH1150 ensures even weight distribution across the machine arrangement, giving the tractor maximum balance. This improves both safety and manoeuvrability, whilst at the same time giving the driver an unrestricted view over the entire machine set-up.

The Kubota SH1150 is more flexible than conventional seed drills. It can be used for both conventional and precision sowing. For precision sowing the front hopper is fitted with special metering devices and the appropriate distribution head for row fertilising.

The standard hopper capacity is 1150 litres. This can be increased to 1700 litres with an optional hopper extension. The hopper can be filled using Big Bags, a front loader or an auger. An easily accessible, foldable platform at the hopper is available as an option to allow manual filling if required. Alternatively, the hopper can also be combined with a wheel packer for reduced front axle loading in work. The Kubota SH1150 is fitted with a metering device located under the hopper and is easily accessible from the front. A hydraulic fan drive can be supplied for tractors without a front p.t.o. shaft. The minimum power requirement for the Kubota SH1150 is 80 kW.

Alternatively, the hopper can also be combined with a wheel packer for reduced front axle loading in work.



An optional available radar speed sensor can simultaneously record the speed SH1150 in order to maintain the relevant distribution rate at the correct time.



A large emptying chute directly above the metering device allows quick removal.



The coulter bar is attached to the harrow via the coulter toolbar linkage. This ensures to maintain a constant seeding depth. The rapid coupling system allows the power harrow to be converted easily for solo use.

KUBOTA SH1650 SERIES



As with the Kubota SH1150, the modular mounted construction of the Kubota SH1650 gives the tractor maximum balance.

The big sister of the Kubota SH1150 has front twin hoppers feeding two metering devices. These are driven via the landwheel, which runs on the right side of the machine. Hydraulic fan drives and landwheel lifting are available as options.

The hopper of the Kubota SH1650 holds up to 1650 litres of seed or fertiliser. This can be increased by an extension up to 2200 litres.

Equipped with double entry coulters, the coulters apply fertiliser and seeds in one pass. Used in combination with a precision seed drill, the hopper is feeding up to 12 rows with fertiliser.

The minimum power requirement for the Kubota SH1650 is around 130 kW, and with the electronic metering device ESA, the Kubota SH1650 is also GPS-compatible. The handy positioning of all valves and electrics is clear and convenient, facilitating easy adjustment and maintenance.



The electronic and hydraulic interface is easily accessible.



Coulters rapid coupling system (fits all Kubota rollers)



CX-II coulters with double entry for fertiliser application (red tube) and seeding (black tube) in one pass.

KUBOTA POWER HARROWS

KUBOTA PH1000



Robust technology, reliability, and a high resale value with working widths of 2.5 to 4.0m

With the three rigid PH1000, PH2001 and PH3000 models for tractors with up to 140, 180 and 250 hp Kubota is able to offer the modern farmer the solution he needs for his farm business.

The heavy-duty, self-supporting trough and hardened gears throughout guarantee optimum performance even in the toughest conditions. The large space between the tine holder and trough bottom allows large amounts of residue and stones to pass freely without clogging. The special construction has been designed to minimise the need for maintenance. All models can be fitted with quick-fit tines. This makes maintenance easy saving time and ensuring maximum efficiency.

KUBOTA PH2001



Helical (spiralled) tine positioning reduces peak loads on the driveline, resulting in smoother running. The tines are arranged at different angles in order to ensure even levelling and help prevent damage by stones. Savings are also made in terms of fuel consumption.

Optimum penetration even in hard soil is ensured by the downward pulling of the tines. The special Kubota "Pro-Fit" active tines pull the entire combination into the ground, thus ensuring a constant working depth. The tine lifts the soil and mixes it with the material on the surface, providing top conditions for mulch sowing. An optional carbide-coating on the tines ensures a long life and minimum wear.

KUBOTA PH3000



Self-supporting trough construction for maximum stability. Cutaway model of the PH3000 Series



Robust and reliable head-stock for easy connection to all tractors and the attachment of heavy seed drill combinations.



Robust change gear box with replaceable gears as standard. Additional sets of gears are available.



Floating side deflectors with overload protection allow smooth operation and a ridge free soil surface.



Spring loaded, infinite adjustment of the rear level-ling bar ensures a level surface.



Possibility to fit a choice of: cage roller, tooth packer, cracker packer or flexline roller.



Two large conical bearings with a wide distance provide rigidity and a long service life.



Robust, self-supporting trough design provide the necessary strength for trouble free operation.



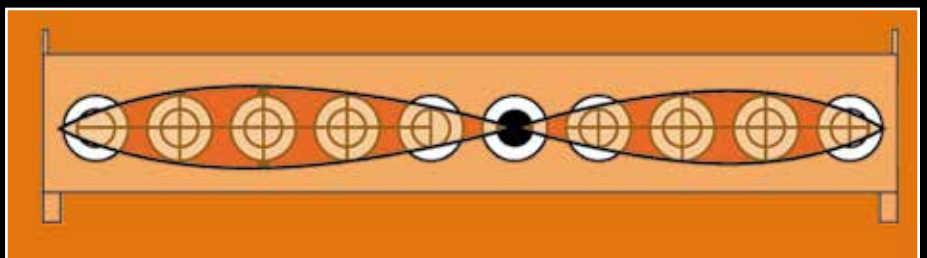
Quick-Fit tines – the tines are locked in position by a pin and clip. Tines are quickly replaced without tools.



The depth adjustment bracket is positioned closer to the headstock to reduce stress on the whole construction and to allow the ease of fitment of all Kubota packer roller types.



Fully welded rotor housings ensure high bending and torque resistance to the trough when working in very tough soil conditions. This also provides an optimum clearance between the trough bottom and tine holders and allows large amounts of residues and stones to pass freely without blocking.



Four conical bearings with eight tines per metre in helical arrangement ensure optimum preparation of the seed bed

ELECTRONICS

KUBOTA – PRECISION FARMING



The Kubota M7001 series are ISOBUS 11783 compatible. This means that the pneumatic seed drill can be plugged directly into the tractor and where available be operated via the K-monitor without any other separate terminal.



SIGNUS Electronic seed control

The Signus tramline control combines comprehensive information, simple data input, a multitude of functions, and precise control, ideal when laying out tramlines for subsequent field operations. Signus also offers many other functions (the set-up of special rhythms, changes

in the seed rate, monitoring of the fan speed, etc.), which can easily be set according to requirements and called up during the operation. Signus also has a full diagnostic function for testing machine sensors and outputs.

FGS Electronic terminal Control Box

The FGS tramline control system allows the operator to select from a variety of preprogrammed tramline rhythms. In operation the bout number and tramline valve activation are displayed by a series of LEDs located at the top of the

control box. The system has an override function which allows the operator to correct his position within the rhythm. The FGS unit also features hopper low level (optional) and under voltage warning (standard).



The next generation universal ISOBUS Terminal – IsoMatch Tellus

- Two ISOBUS interfaces in one terminal
- Multifunctional ergonomic design
- ISOBUS Shortcut Button (ICB)

Robustly designed aluminum body and ergonomic rubber grip

The IsoMatch Tellus is the first ISOBUS terminal in the world with the capability to operate 2 different (machine) screens through 1 terminal, without the need to constantly toggle between screens.



Maximum efficiency with precision farming

IsoMatch GEOcontrol for use with fertilizer spreaders, sprayers, seed drills and precision drills, can boost accuracy and efficiency, while allowing seamless integration with precision farming systems. IsoMatch GEOcontrol provides the following functionalities:

- Automatic section control
- Variable rate control
- Documentation
- Manual guidance
- Headland control
- Smart boundary recording

This advanced software application installed on the IsoMatch Tellus or IsoMatch Tellus GO, makes it possible to automatically switch the implement's sections on/off. It is a simple job, especially during night operations. You can use variable rates by downloading field maps to the Terminal which is then controlled by GPS. IsoMatch GEOcontrol will automatically adjust the output rate for the implement. The savings are significant on input costs such as fertilizer, chemicals and seed.

Kubota has a strong focus on development and production of new electronic solutions for agricultural tractors and machinery, all to make the farmers live easy and ready for the future.

All initiatives in development in ISOBUS Technology are undertaken:

- To increase the customer benefits in relation to the application of ISOBUS technology within ISOBUS machines.
- To improve the compatibility of ISOBUS products world wide (plug & play).



Focus 3 (only with ELDOS)

The Focus 3 replaces the FGS tramlining and Signus seed control. It runs the e-bas system to control all basic electronic functions of the machines without GPS signal. The Focus 3 has a full diagnostic function for testing machine sensors and outputs. The Focus 3 is not ISOBUS compatible.

IsoMatch Tellus GO

IsoMatch Tellus GO is the farmers first step into Precision Farming. With the easy to use application, IsoMatch GEOcontrol, it is possible to boost efficiency and save time and costs. The application includes Manual Guidance, Section Control and Variable Rate. Whether it is used with fertilizer spreaders, sprayers or seed drills, Precision Farming is just one click away.



OPTIONAL EQUIPMENT



Pre-emergence marker

- Systematic tramlines save seeds
- Automatically operated in combination with hydr. folding track markers



Half-width shut-off

- Distribution head can be easily shut-off for half-width sowing
- Simple change to micro metering
- No opening of the distribution head
- Retro-fitting is possible



Press-wheel scraper

- Cleaning the press wheels
- Recommended in wet conditions



Working light

- H3/LED Working lights at the platform and LED lights in the hopper lighting system



Hopper extension

- Hopper extension available on SD2001MP, SD3001MP and front hoppers
- Reduction of refill beaks and increase of productivity



Shut-off valves

- Standard shut-off valves with "edge row effect" (max. 8 valves)



S-tine harrow Ø 10mm

- S-shaped tine design ensures even levelling and seed covering – even in heavy trash conditions.



Hydraulic coultter bar setting

- Hydraulic coultter pressure adjustment with scale via double acting control valve
- Hydraulic coultter bar lifting system especially for solo use of power harrow on headlands



Rotor No. 5

- Additional rotor no.5 for maize, sun-flowers and greening seeds

TECHNICAL SPECIFICATIONS

	Mounted	Cultivator Mounted				Modular Mounted			
Model	SD1000	SD1000M	SD2000M	SD2001MP	SD3001MP	SH1150	CB1000	SH1650	CB2000C
							with SH1150		with SH1650
Hopper content (l)	750	750	1050	1100	1600	1150	-	1650	-
Hopper extension (l)	◦	-	-	◦ (300)	◦ (400)	(550)	-	(550)	-
Folding hopper cover	•	•	•	•	•	•	-	•	-
Mech. fan drive 1000 rpm	◦	•	•	-	-	•	-	•	-
Mech. fan 540 rpm	•	◦	-	-	-	-	-	-	-
Hydr. fan drive	◦	◦	◦	•	•	◦	-	◦	-
Hydr. track marker changeover (single acting)	•	◦	-	-	-	-	-	-	-
Hydr. folding track marker	-	◦	◦	-	-	◦	-	◦	-
Vertical hydr. folding track marker	-	-	-	•	•	-	-	-	-
No. of metering devices	1	1	1	1	1	1	-	2	-
Micro metering	•	•	•	•	•	•	-	•	-
ELDOS metering device	-	-	-	•	•	-	-	-	-
Seed rate 2–380 kg/ha	•	•	•	•	•	•	-	•	-
Seed rate 1-400 kg/ha with ELDOS	-	-	-	•	•	-	-	-	-
Mechanical hectaremeter	◦	◦	◦	-	-	◦	-	◦	-
Half-width shut-off	◦	◦	◦	◦	◦	-	-	-	-
Tramlining system FGS	◦	◦	◦	-	-	-	-	-	-
Tramlining system Signus	◦	◦	◦	-	-	◦	◦	◦	◦
Tramlining system FOCUS3	-	-	-	•	•	-	-	-	-
Electric drive with IsoMatch Tellus/Tellus Go	◦	◦	◦	◦	◦	◦	◦	◦	◦
Pre-emergence marker	◦	◦	◦	◦	◦	-	◦	-	◦
CX-disc coulter	◦	◦	◦	-	-	-	◦	-	◦
CX-II incl. press wheels	-	-	◦	•	•	-	◦	-	◦
CX-II double entry in combination with SH1650	-	-	-	-	-	-	-	-	•
Press wheel for CX-disc coulter	•	◦	◦	-	-	-	◦	-	◦
Central coulter pressure adjustment by spindle	◦	•	•	•	•	-	•	-	•
Hydraulic coulter pressure adjustment	◦	◦	◦	-	-	-	◦	-	◦
S-tine harrow (8mm/10mm)	◦	◦	◦	◦	◦	-	◦	-	◦
Loading step / Platform	◦	◦	◦	•	•	-	◦	-	◦
Folding platform	-	◦	◦	-	-	-	◦	-	◦
Coulter bar lifting device	-	◦	◦	•	•	-	◦	-	◦
Lighting Equipment	◦	◦	◦	◦	◦	-	◦	-	◦
Weight (kg)	435 - 560	460 - 620	618 - 732	840 - 1350	875 - 1390	570 - 800	252 - 498	750-1440	407 - 906
Working width (m)	3.0 4.0 4.5	2.5 3.0	3.0 3.5 4.0	3.0 3.5 4.0	3.0 3.5 4.0		3.0 3.5 4.0		3.0 4.0
No. of coulters	20 24 29	20 20	20 24 29	24 28 32	24 28 32		24 28 32		24 32
	24 29 32	24 24	24 28 32						
	32 36	29	29						
	32	32							

• Standard equipment ◦ Accessories - not available for this type

The company reserves the right to change the above specifications without notice. This brochure is for descriptive purpose only. Some of the items pictured in this brochure are optional and not standard equipment. Please consult your local Kubota dealer for warranty, safety or product information. For your safety, Kubota strongly recommend the use of a seat belt in all applications.

© 2016 Kverneland Group Soest GmbH.

The Kubota logo is rendered in a teal color. It features a stylized 'K' followed by the letters 'u', 'b', 'o', 't', 'a' in a rounded, sans-serif font.